

Style Guide – WorldKind courses

WorldKind courses (Rockwell Headings 28, Bold, Hex #FFFFFF)

Here is some paragraph text (Rockwell, 20, Normal).


Lorem Ipsum text. This one is cupcake ipsum. Dessert caramels marshmallow fruitcake cookie jujubes chupa chups.

Also use this for:


Callouts (Bold)
Speech bubbles
Buttons

Color Palette

Image Style




Icon Style



Logos



Buttons



Course Name:	The Seven Churches of Revelation
Module #1:	Background Information
Lesson #1:	Asia Minor & The Roman Empire
Slide/Screen Title:	1. 1. Title Card/Introduction
Navigation Notes:	Plays automatically and automatically advances to the next slide
Animation States:	Text Fly in from different sides.

Graphics and Slide Text:



PRESENTS

Narration/Voiceover:

None.

Background theme music

Course Name:	The Seven Churches of Revelation
Module #1:	Background Information
Lesson #1:	Asia Minor & The Roman Empire
Slide/Screen Title:	1.2. Course Name
Navigation Notes:	Plays automatically. User advances to next slide
Animation States:	Title letters fly in. Churches pop up.

Graphics and Slide Text:

The 7 Churches of Revelation

[Start Learning](#)



Narration/Voiceover:

None

Background theme music

Course Name:	The Seven Churches of Revelation
Module #1:	Background Information
Lesson #1:	Asia Minor & The Roman Empire
Slide/Screen Title:	1.3.Navigation
Navigation Notes:	“Previous” and “Next” Navigation Buttons
Animation: States:	Words appear in coordination with voiceover. Soldier Graphic appears Celebrating Romans appear

Graphics and Slide Text:

The slide features a teal background with a white compass rose icon at the top center. Below the icon, the word "NAVIGATION" is written in large, bold, white capital letters. A dashed white box contains the text: "Before you get started, take a moment to learn how to navigate through the course." At the bottom, there are two white buttons: "Previous" on the left and "Next" on the right, both with arrows pointing in their respective directions. A "Menu" button with a back arrow is located in the top left corner.

Narration/Voiceover:

Before we get started, please take a moment to understand how to navigate within this course.

Course Name:	The Seven Churches of Revelation
Module #1:	Background Information
Lesson #1:	Asia Minor & The Roman Empire
Slide/Screen Title:	1.4.Module Introduction
Navigation Notes:	“Previous” and “Next” Navigation Buttons
Animation: States:	Words appear in coordination with voiceover. Soldier Graphic appears Celebrating Romans appear

Graphics and Slide Text:

The slide graphic features a teal background with white text. At the top, it reads "Module 1: Historical Context" in a large, bold font. Below this, a horizontal line separates the title from the subtitle, "The Roman Empire & the Imperial Cult in Asia Minor", which is also in white text. On the left side, there is an illustration of two figures in classical Roman attire; one is a woman in a white dress and the other is a man in a yellow and white robe. On the right side, there is an illustration of two Roman soldiers in red and gold armor with red helmets. At the bottom center, there is a dark teal button with the text "Start Learning" in white.

Narration/Voiceover:

Welcome to Module 1: Historical Context. During this first module, we’ll be diving into the historical context of the book of Revelation. In particular, we’re going to be learning about the Roman Empire that dominated the Mediterranean region, including an area called Asia Minor. First, we will be discussing how the Romans maintained control in their occupied territories. Then, we’ll turn our attention to the Roman Empire’s Imperial cult and how folks who lived in Asia Minor participated in the Imperial cult.

Course Name:	The Seven Churches of Revelation
Module #1:	Background Information
Lesson #1:	Asia Minor & The Roman Empire
Slide/Screen Title:	1.5.Lesson Objectives
Navigation Notes:	“Previous” and “Next” Navigation Buttons
Animation: States:	Objective layers appear in coordination with voiceover.

Graphics and Slide Text:

Lesson 1: Asia Minor and the Roman Empire

OBJECTIVES:

- One: Geographical Location of Asia Minor
- Two: Asia Minor within the Roman Empire
- Three: Roman Empire's Propaganda
- Four: Reflection: Then and Now

Navigation: < Previous, Next >

Narration/Voiceover:

Today's lesson will be an introduction to Asia Minor & the Roman empire. Our objectives for today's lesson include the following:

First, We'll learn the geographical location of Asia Minor.

Second, We'll situate Asia Minor in relation to the larger Roman Empire

Third, we'll discuss the Roman Empire's branding and messaging, if you will, the imperial propaganda throughout Rome's provinces

Fourth, you'll have an opportunity for reflection and be asked to draw comparisons between Asia Minor and the

Course Name:	The Seven Churches of Revelation
Module #1:	Background Information
Lesson #1:	Asia Minor & The Roman Empire
Slide/Screen Title:	2.1. Geography of Asia Minor
Navigation Notes:	“Previous” and “Next” Navigation Buttons
Animation States:	Word “Asia” appears in coordination with voiceover. Zoom in to see Asia Minor better. Add pinpoint.

Graphics and Slide Text:

Location, Location, Location!



[< Previous](#)
[Next >](#)

Narration/Voiceover:

Within the continent that we refer to as “Asia” today, there is a peninsula that is called Asia Minor.

Course Name:	The Seven Churches of Revelation
Module #1:	Background Information
Lesson #1:	Asia Minor & The Roman Empire
Slide Title:	2.2. "Asia, Asia (Minor), Asia!"
Navigation Notes:	"Previous" and "Next" Navigation Buttons
Animation States:	Bold Words below appear or have boxes around the words on the screen in coordination with voiceover. Second Map of Asia Minor with Roman Provinces outlined. Image of Turkey along with Turkey word appear. Arrows to guide them to Greece. Sun up and down on map.

Graphics and Slide Text:

Asia, Asia (Minor), Asia!



Roman Province of
Asia

Peninsula of
Asia Minor
= **Anatolia** ☀

Continent of
Asia

← Previous
Next →

Narration/Voiceover:

And on that Peninsula called **Asia Minor**, there used to be a Roman province that was called **Asia**. Originally, the Greeks, **over here (arrow)** on the other side of the Aegean Sea, used the term "Asia" only in reference to the coastal part of this peninsula by the Aegean, but over time the term was used by Westerners to apply to more and more area in the east until it came to be used for the entire continent.

So, to recap: in the 1st cent. CE, there was a **Roman Province of Asia**, on the **Peninsula of Asia Minor**, on what would later be called the **Continent of Asia**. Confusing enough?

To add to the confusion, the peninsula of Asia Minor is also known as **Anatolia**, which just means "east or orient." Anatolia is derived from the same root as the Greek word "to rise" because those Greeks **again on the other side (arrow)** of the Aegean would watch the **sun**, rising from the east, over here. So, the Greeks dubbed, this area, Anatolia, the place from where the **sun rises**.

Course Name:	The Seven Churches of Revelation
Module #1:	Background Information
Lesson #1:	Asia Minor & The Roman Empire
Slide Title:	2.3. 7 Churches of Revelation/Asia (Minor)
Navigation Notes:	“Previous” and “Next” Navigation Buttons
Animation States:	Bold Words below appear in coordination with voiceover. Zoom in on Asia area. Arrow, motion pointing to 7 churches.

Graphics and Slide Text:

7 Churches of Revelation/Asia (Minor)

< Previous
Next >

Narration/Voiceover:

Of course, the reason that we're concerned with the region of Asia in Asia Minor is because that was the location of the Seven Churches of Revelation, sometimes also referred to as the Seven Churches of Asia or the Seven Churches of Asia Minor. You can now see why any of those terms is technically correct.

Course Name:	The Seven Churches of Revelation
Module #1:	Background Information
Lesson #1:	Asia Minor & The Roman Empire
Slide Title:	2.4. Knowledge Check
Navigation Notes:	“Previous” and “Submit & Next” Navigation Buttons
Animation: States:	Use Multiple Choice Quiz feature of Storyline.

Graphics and Slide Text:

Knowledge Check

The term “Asia” can refer to which of the following:

- Continent
- Peninsula
- Roman Province
- All of the above

[< Previous](#) [Submit & Next >](#)

Narration/Voiceover:

None.

Course Name: The Seven Churches of Revelation

Module #1: Background Information

Lesson #1: Asia Minor & The Roman Empire

Slide Title: 3.1 Asia Minor in The Roman Empire

Navigation Notes: “Previous” and “Next” Navigation Buttons

Animation States: Icons appear in coordination with voiceover

Graphics and Slide Text:

Asia Minor in The Roman Empire

IMPERIUM ROMANUM
68 - 69 AD

Steerpike and André naen, CC BY-SA 3.0 NL

← Previous Next →

Narration/Voiceover:

Now back in the 1st century CE, Asia Minor was part of a vast empire that spread out across the Mediterranean Sea, extending northward, even into the British Isles--The Roman Empire.

Now, *when* each of these areas became part of the Roman Empire all depended on when Roman dominance began in your little corner of the Mediterranean. And that could start in a number of ways. Perhaps you **lost your land in a battle to Rome**, or maybe your **king bequeathed your land to Rome** upon his death. Or perhaps your **leaders simply saw the writing on the wall** and decided to become a vassal state, thus enjoying the protection of Rome, while also having to pay tribute to them.

Course Name: The Seven Churches of Revelation

Module #1: Background Information

Lesson #1: Asia Minor & The Roman Empire

Slide Title: 3.2 Asia Minor in The Roman Empire

Navigation Notes: “Previous” and “Next” Navigation Buttons

Animation States: Boxes appear around words, line around Asia area, Soldier Icons appear and leave in coordination with voiceover

Graphics and Slide Text:



Narration/Voiceover:

Also, parts of the Roman Empire were classified differently. Some areas were **senatorial provinces**, some **Imperial provinces**, and some were **client states**. As you can see, the **province of Asia** had the coveted status of being a **Senatorial province**, which, unlike the imperial provinces, was **NOT continuously occupied by Roman troops**.

Course Name:	The Seven Churches of Revelation
Module #1:	Background Information
Lesson #1:	Asia Minor & The Roman Empire
Slide Title:	3.3. Knowledge Check
Navigation Notes:	“Previous” and “Submit & Next” Navigation Buttons
Animation: States:	Use Multiple Choice Quiz feature of Storyline.

Graphics and Slide Text:

Knowledge Check

The province of Asia had which status within the Roman Empire?

- Imperial province
- Senatorial province
- Client state
- All of the above

[← Previous](#)

[Submit & Next →](#)

Narration/Voiceover:

None.

Course Name:	The Seven Churches of Revelation
Module #1:	Background Information
Lesson #1:	Asia Minor & The Roman Empire
Slide Title:	4.1. Roman Empire
Navigation Notes:	“Previous” and “Next” Navigation Buttons
Animation States:	Have video graphic playing

Graphics and Slide Text:



[← Previous](#)

[Next →](#)

Narration/Voiceover:

While each area of the empire had a slightly different relationship with Rome, what they all shared in common was a healthy fear of Rome. Rome was mighty, and Roman propaganda consistently communicated this message across the Empire.

Course Name: The Seven Churches of Revelation

Module #1: Background Information

Lesson #1: Asia Minor & The Roman Empire

Slide Title: 4.2. Arch of Titus

Navigation Notes: “Previous” and “Next” Navigation Buttons

Animation States: 2nd image and box highlighting image appear in coordination with voiceover

Graphics and Slide Text:

Arch of Titus in Rome



[< Previous](#) [Next >](#)

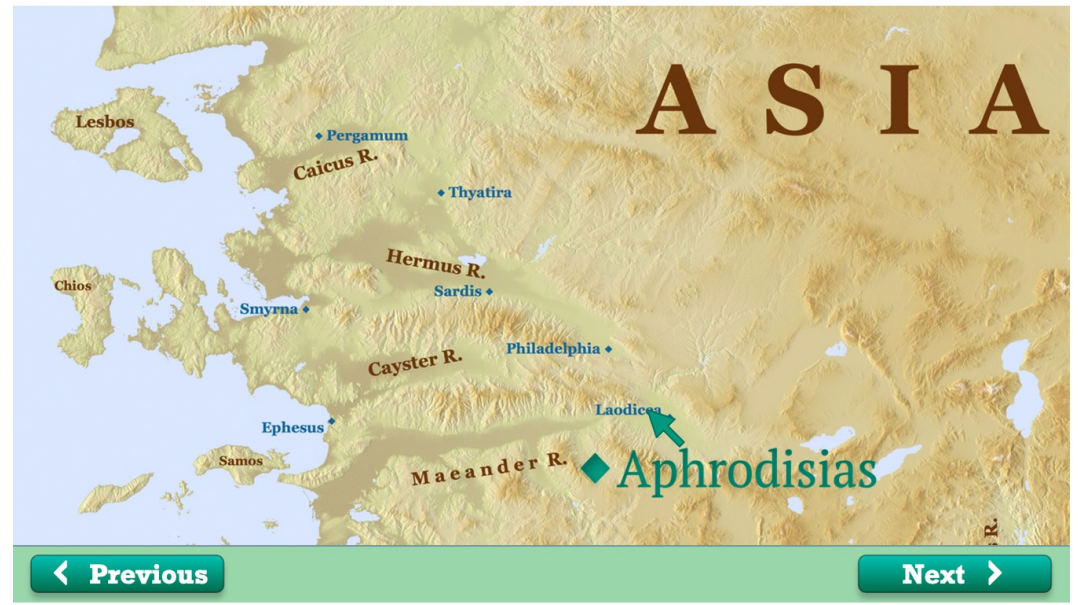
Narration/Voiceover:

Perhaps one of the most famous examples is the Arch of Titus in Rome, which was built to commemorate the Emperor Titus's deification. The arch's artwork celebrates the victory of Titus and his father Vespasian over the Jews after the Jewish Revolt of the late 60s and into the early 70s CE. This event was a watershed moment in Israelite history because it resulted in the destruction of the second Jewish Temple when the Romans sacked and burned Jerusalem.

(Picture appears) If you look at this replica of one of the triumphal arch's reliefs, you'll see a depiction of the triumphal parade held in 71 CE. Typically, Romans held such parades after military victories. During them, they would march captives through the streets and put their war spoils on display. You can see some of the treasures the Romans looted from the Jerusalem temple, such as this **seven-branched menorah**.

Course Name:	The Seven Churches of Revelation
Module #1:	Background Information
Lesson #1:	Asia Minor & The Roman Empire
Slide Title:	4.4. Map of Asia Minor
Navigation Notes:	“Previous” and “Next” Navigation Buttons
Animation States:	Name appears and arrow pointing out 7 churches with motion in coordination with voiceover

Graphics and Slide Text:




Narration/Voiceover:

Another excellent example of pro-Roman propaganda comes from the ancient city of **Aphrodisias**, (**start arrow motion**) which is right in the heart of Asia and close to the 7 cities of Revelation.

Course Name:	The Seven Churches of Revelation
Module #1:	Background Information
Lesson #1:	Asia Minor & The Roman Empire
Slide Title:	4.5. Sebasteion of Aphrodisias
Navigation Notes:	“Previous” and “Next” Navigation Buttons
Animation States:	words appears in coordination with voiceover

Graphics and Slide Text:

Sebasteion of Aphrodisias



Sebastos = Augustus

“Great”

Temple of the Emperors

← Previous
Next →

Narration/Voiceover:

There, archaeologists have uncovered and partially reconstructed the Sebasteion of Aphrodisias.

Sebasteion comes from the word “**Sebastos**,” which is just the Greek form of the Latin Augustus (as in Caesar). Sebastos or Augustus simply means “**great** or venerable” and was a title used by the Roman Emperors. The Sebasteion, or Augusteum in Latin, was the “**Temple of the Emperor.**”

Course Name:	The Seven Churches of Revelation
Module #1:	Background Information
Lesson #1:	Asia Minor & The Roman Empire
Slide Title:	4.5. Model of Sebasteion of Aphrodisias
Navigation Notes:	“Previous” and “Next” Navigation Buttons
Animation States:	Images and words appear and disappear in coordination with voiceover. Lay reconstructed model over ruins.

Graphics and Slide Text:



Narration/Voiceover:

An **inscription** found on the Sebasteion in Aphrodisias notes that it was dedicated to “**the Divine Augusti and the People.**”

Now you may remember from history class that **Gaius Octavius**, the nephew and heir of Julius Caesar, became the first emperor of the Roman Empire after the dissolution of the Roman Republic. At that point, he adopted the ancient title of **Augustus** as his own.

(Change state by dissolving in and other objects disappear) And while this Temple was dedicated to the first

Course Name: The Seven Churches of Revelation

Module #1: Background Information

Lesson #1: Asia Minor & The Roman Empire

Slide Title: 4.6. Knowledge Check

Navigation Notes: "Previous" and "Submit & Next" Navigation Buttons

Animation States: Use Multiple Choice Quiz feature of Storyline.

Graphics and Slide Text:

Knowledge Check

Drag and drop the correct Emperor into this Sebasteion dedicated to him.



Augustus



Claudius



Nero

[← Previous](#) [Submit & Next →](#)

Narration/Voiceover:

None.

Course Name: The Seven Churches of Revelation

Module #1: Background Information

Lesson #1: Asia Minor & The Roman Empire

Slide Title: 4.7. Model of City

Navigation Notes: “Previous” and “Next” Navigation Buttons

Animation States: Location pointer. Person follows motion through Sebasteion to Agora.

Graphics and Slide Text:

Model of the City of Aphrodisias



← Previous

Next →

Narration/Voiceover:

Since this **Sebasteion** was constructed at the entrance of the city, it functioned as a main thoroughfare in addition to being a sacred space. Everyone entering **would have to pass through it in order to reach the center of the city—the Agora.**

Course Name:	The Seven Churches of Revelation
Module #1:	Background Information
Lesson #1:	Asia Minor & The Roman Empire
Slide Title:	4.8. Sebasteion Reliefs
Navigation Notes:	“Previous” and “Next” Navigation Buttons
Animation States:	Box to highlight each relief in succession to show what “reliefs” are

Graphics and Slide Text:

Sebasteion Reliefs



← Previous
Next →

Narration/Voiceover:

And as you passed through it, you could observe and absorb the pro-Roman propaganda on display in each of the reliefs decorating the Sebasteion’s walls. Each one clearly and effectively communicating the same message: Rome is mighty and not to be messed with.

Course Name: The Seven Churches of Revelation

Module #1: Background Information

Lesson #1: Asia Minor & The Roman Empire

Slide Title: 4.9. Roman Might and Domination

Navigation Notes: “Previous” and “Next” Navigation Buttons

Animation States: Make images of Augustus and Claudius blink in and out when discussing them. Make each image a hotspot with further details. See text below in notes.

Graphics and Slide Text:

Roman Might & Domination

[< Previous](#) [Next >](#)

Narration/Voiceover: The originals of those reliefs can be seen today inside Aphrodisias’s archaeological museum.

On the left, we see a relief of Emperor Augustus to whom this Temple was dedicated. And no, you’re not imagining it. This emperor really has no clothes! Caesars were often depicted in the nude, just like the gods, displaying their own heavenly bodies for all to behold.

Take a moment to notice what the divinely beautiful Augustus is doing here? He and Victory, personified as the woman on the right, celebrate Roman conquest together by holding up one captive while subjugating another below with hands tied behind his back.

Given that Augustus, along with the rest of the emperors, are not only being depicted as gods here but were also worshipped as divine in this Temple, what do these depictions of cruelty and conquest perhaps suggest about this ancient culture’s view of what consists of “god-like” behavior?

(Hotspot) Keep that in mind as you look at the next relief to the right on the upper row, where you can see a carving of Emperor Claudius conquering Britannia, here personified as the woman who is being violated by him. Classy, no?

Actually, celebration of Roman domination was a pretty classic theme as you’ll see in each of the reliefs pictured here. Each image is a hotspot. As you click on each of the reliefs, you’ll learn more about what’s being depicted in each scene.

But even if you don’t read the details, it’s pretty easy to see that each one celebrates Roman imperialism, colonization, and subjugation, depicting violent conquest as something honorable.

Now you might wonder why a nation would honor such brutality and cruelty by immortalizing through such magnificent works of art when nations today often try to downplay and cover up their own acts of barbarity and colonization. Or do they?

Also, you may be wondering why the citizens of Asia Minor would participate in honoring such brutality. Surely, they must have had more in common with the conquered and occupied people

Course Name:	The Seven Churches of Revelation
Module #1:	Background Information
Lesson #1:	Asia Minor & The Roman Empire
Slide Title:	5.1. Reflection
Navigation Notes:	“Previous” and “Next” Navigation Buttons
Animation States:	Make questions enter in coordination with voiceover. Add variable box where they can type their example which will appear on the next page.

Graphics and Slide Text:

Reflection: Then and Now

- How does your country communicate messages of power (and even fear) either to their enemies or to their own citizens?
- What strategies do countries today use to main control?
- How do citizens knowingly or unknowingly participate in the spreading of that propaganda?

Cut and Paste text or website example
HERE

< Previous
Next >

Narration/Voiceover:

Your assignment for today is to find an example of your own country’s propaganda. In order to do that, reflect on the following questions:

How does your country communicate messages of power (and even fear) either to their enemies or to their own citizens? What strategies do countries today use to main control? How do citizens knowingly or unknowingly participate in the spreading of that propaganda?

Cut and paste either the text of your example or a website link to your example in the box here to complete the assignment. It should appear on the next page if you submitted it correctly.

Course Name:	The Seven Churches of Revelation
Module #1:	Background Information
Lesson #1:	Asia Minor & The Roman Empire
Slide Title:	5.2. Your Modern Propaganda Example
Navigation Notes:	“Previous” and “Next” Navigation Buttons
Animation States:	

Graphics and Slide Text:

The slide features a teal background with the title "Your Modern Propaganda Example" in white, bold text. A thin white horizontal line is positioned below the title. At the bottom of the slide, there are two navigation buttons: a teal button with a white left-pointing arrow and the text "Previous", and a teal button with the text "Next" and a white right-pointing arrow. Small circular icons with the letter 'W' are located in the top-left and top-right corners of the slide area.

Narration/Voiceover:

None.

Course Name:	The Seven Churches of Revelation
Module #1:	Background Information
Lesson #1:	Asia Minor & The Roman Empire
Slide Title:	5.3. Results slide
Navigation Notes:	“Previous” and “Next” Navigation Buttons
Animation States:	

Graphics and Slide Text:

Results

Your Score: 0% (0 points)

Passing Score: 80% (24 points)

✘ You did not pass.

← Previous

Next →

Narration/Voiceover:

None.

Course Name:	The Seven Churches of Revelation
Module #1:	Background Information
Lesson #1:	Asia Minor & The Roman Empire
Slide Title:	5.4. Credits slide
Navigation Notes:	“Previous” and “End” Navigation Buttons
Animation States:	

Graphics and Slide Text:

Credits

- Intro music by www.audionautix.com
- Reconstructions of Aphrodisias by the [Aphrodisias Museum](#).
- Some maps created using Accordance Software
- All other maps, graphics, and images are either created by the author or have a Creative Commons license

◀ Previous End ▶

Narration/Voiceover:
None.